



**SAFE
K:IDS**
WORLDWIDE.

How to Pay Recertification Fee

Log in at <http://cert.safekids.org>

NATIONAL
CHILD
PASSENGER
SAFETY
CERTIFICATION

A Program of
Safe Kids Worldwide

[Who We Are](#) | [Newsletter](#) | [Policies and Procedures M](#)

[202-875-6330](#) | [Translate](#)

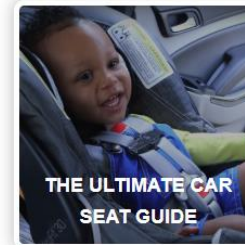


Search here...



Click on
LOG IN

[GET A CAR SEAT CHECKED](#) | [FIND A TECH](#) | [FIND A COURSE](#) | [LOG IN](#)

[BECOME A TECH](#) | [I'M A TECH](#) | [COURSE ADMINISTRATION](#) | [ORGANIZATION MANAGEMENT](#) | [RESOURCES - FAQs](#)



Click on "Log In"

[Home](#)

Log In

Once you select a system, please be patient while the page loads. .

CPS Tech/Tech to Be

[Log In](#) - CPS Tech/Tech to Be

In general, we've found that using [Google's Chrome](#) instead of Microsoft's Edge for web browsing is faster.

There are two available log-in options. Please review your choices and click on the one that best meets your needs.

This online system is for [Certified Technicians](#), [Instructors](#), course administrators and people who are interested in [becoming a CPS-certified](#). Here are some of the things you can do in the Certification Management system:



Log In

Portal Not Logged In

Safe Kids Online Services - Login

New Signup

Please click "New Individual Account" link in the left menu or "Create an Account" button on the right side if you have never made an online profile with Safe Kids before.

Forgot Your Password?

Please [click here](#) to have your password emailed to you.

Login

[Show](#)

[Login](#) [Forgot Password?](#)

Don't have an account?

If you are am new to CPS Technician Certification? Click on the Create An Account button below to create an online profile.

[Create an Account](#)

Need help logging in?

If you cannot remember your access information, select the "[Forgot Password](#)" link or contact our customer service team via email at CPScert@safekids.org or by calling 202-875-6330



Click on "Recertify"

The recertification fee can be paid when:

- You are within 4 months of your CPST expiration date
- All of your requirements are complete

Certification Information

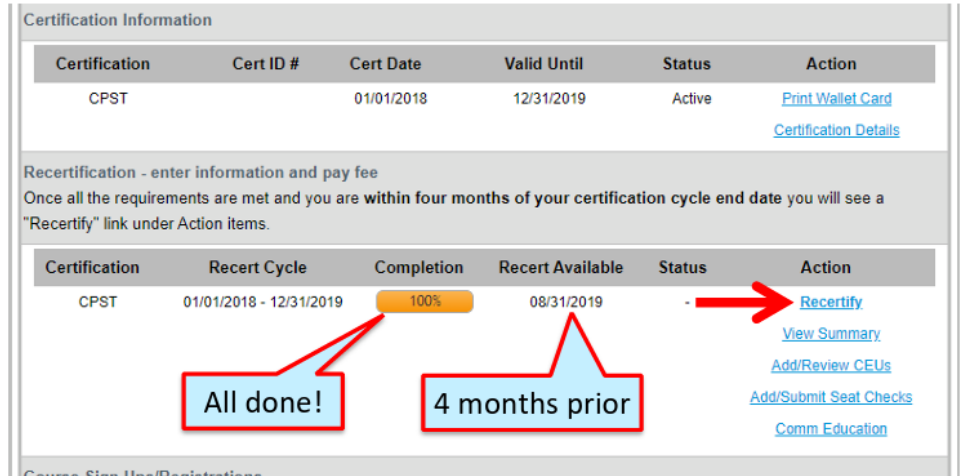
Certification	Cert ID #	Cert Date	Valid Until	Status	Action
CPST		01/01/2018	12/31/2019	Active	Print Wallet Card Certification Details

Recertification - enter information and pay fee

Once all the requirements are met and you are **within four months of your certification cycle end date** you will see a "Recertify" link under Action items.

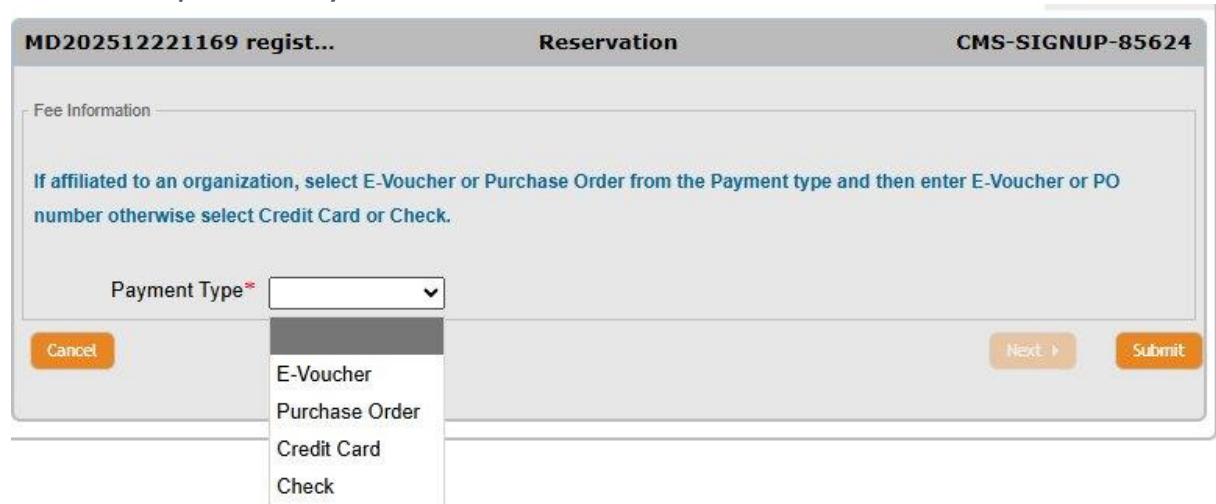
Certification	Recert Cycle	Completion	Recert Available	Status	Action
CPST	01/01/2018 - 12/31/2019	100%	08/31/2019	-	Recertify View Summary Add/Review CEUs Add/Submit Seal Checks Comm Education

Course Sign Up/Registrations



Pay for recertification

- Select payment type and click "submit"
- E-Voucher and Purchase Order are options if you have an organization affiliation



The screenshot shows a web form titled "Reservation" with a browser tab "MD202512221169 regist..." and a page ID "CMS-SIGNUP-85624". The form is titled "Fee Information" and contains the following text: "If affiliated to an organization, select E-Voucher or Purchase Order from the Payment type and then enter E-Voucher or PO number otherwise select Credit Card or Check." Below this text is a "Payment Type" dropdown menu with a red asterisk indicating it is required. The dropdown menu is open, showing four options: "E-Voucher", "Purchase Order", "Credit Card", and "Check". At the bottom of the form, there are three buttons: "Cancel" on the left, "Next >" in the middle, and "Submit" on the right.

Enter payment information and click "submit"

Select Payment Method

Directions:

- 1) Select your payment method using the drop-down menu,
- 2) Provide the information in all of the required fields, then
- 3) Click **Submit**.

Important Note: For security reasons, this system will not store your payment information.

Select Payment Method*

Card Number*

Expiration Date* /

Verification Code* 3 or 4 digit code printed on your credit card

Name on the Card*

Billing Address*

Billing City*

Billing State*

Billing Postal Code*

Billing Country*



Confirmation

A receipt will be sent to the email address on file and can also be retrieved from your profile.

Payment Successful

Your payment is now complete. An email confirmation of your payment had been sent to **wonder@woman.com**.
You may also print this page or write down your payment confirmation number for your records: **CMS-PMT-336**.

Item	Date	Description	Amount
1	09/23/2019	Technician Recertification Fee	55.00

[Return to My Account](#)



Receipts

- A receipt will be sent to the email address on file and can also be retrieved from your profile.

The screenshot shows the Safe Kids portal interface. On the left is a 'Menu' with options: 'Safe Kids', 'Home', 'Account Details', and 'Action Items'. The 'Action Items' section lists '1. Activity & History'. A red arrow points from this menu item to the 'Profile' page. The 'Profile' page has tabs for 'Account Details', 'Emails', 'Personal', 'Signups', 'Applications', 'Payments', 'Certification', 'CE Info', and 'History'. The 'Payments' tab is active, showing a table of payment information. A red arrow points to the 'Review' link in the 'Action' column of the table.

ID	Name	Completion	Method	Status	Action
CMS-PMT-130109	USD 95.00 Receivable for CMS-SIGNUP-85624	12/23/2025		Complete	Review

Print or email receipt

USD 95.00 Receivable for CMS-... **Complete** **CMS-PMT-130109**

Overview

Print Receipt **Email Receipt**

CMS-PMT-130109: USD 95.00 Receivable for CMS-SIGNUP-85624

Profile	Safe Kids		
Level	Complete	Level Last Updated	Tue Dec 23 2025
Last Update	<ul style="list-style-type: none">• Last Updated: 12/23/2025 4:41:05 PM• Result: Level set to Complete.		

Payment Items

Item	Date	Description	Amount	Paid By
1	09/23/2019	Technician Recertification Fee	55.00	CMS-PMT-336

Payment Summary



Need help?

CPST Certification Program

202-875-6330

cpscert@safekids.org

