



**SAFE
K:IDS**
WORLDWIDE.

How to Enter Continuing Education Units (CEUs)

Log in at <http://cert.safekids.org>

NATIONAL
CHILD
PASSENGER
SAFETY
CERTIFICATION

A Program of
Safe Kids Worldwide

[Who We Are](#) | [Newsletter](#) | [Policies and Procedures M](#)

[202-875-6330](#) | [Translate](#)

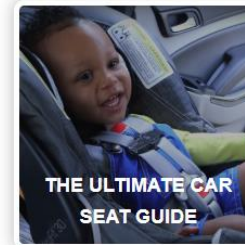


Search here...



Click on
LOG IN

[GET A CAR SEAT CHECKED](#) | [FIND A TECH](#) | [FIND A COURSE](#) | [LOG IN](#)

[BECOME A TECH](#) | [I'M A TECH](#) | [COURSE ADMINISTRATION](#) | [ORGANIZATION MANAGEMENT](#) | [RESOURCES - FAQs](#)



Click on "Log In"

[Home](#)

Log In

Once you select a system, please be patient while the page loads. .

CPS Tech/Tech to Be

[Log In](#) - CPS Tech/Tech to Be

In general, we've found that using [Google's Chrome](#) instead of Microsoft's Edge for web browsing is faster.

There are two available log-in options. Please review your choices and click on the one that best meets your needs.

This online system is for [Certified Technicians](#), [Instructors](#), course administrators and people who are interested in [becoming a CPS-certified](#). Here are some of the things you can do in the Certification Management system:



Log In

Portal Not Logged In

Safe Kids Online Services - Login

New Signup

Please click "New Individual Account" link in the left menu or "Create an Account" button on the right side if you have never made an online profile with Safe Kids before.

Forgot Your Password?

Please [click here](#) to have your password emailed to you.

Login

[Show](#)

[Login](#) [Forgot Password?](#)


Don't have an account?

If you are am new to CPS Technician Certification? Click on the Create An Account button below to create an online profile.

[Create an Account](#)

Need help logging in?

If you cannot remember your access information, select the "[Forgot Password](#)" link or contact our customer service team via email at CPScert@safekids.org or by calling 202-875-6330



Click on "Add/Review CEUs"

Certification	Recert Cycle	Completion	Recert Available	Status	Action
CPST	01/06/2026 - 01/05/2028	0%	09/05/2027	Open	View Summary Add/Review CEUs • Online CEUs Add/Submit Seat Checks Comm Education

Course Sign Ups/Registrations



Click on "Enter Hours"



The screenshot shows a web interface titled "Reported Activity". At the top, there are four orange buttons: "Enter Hours", "Add Seat Checks", "Add Community Education", and "Cycle List". A red arrow points to the "Enter Hours" button. Below the buttons are two tabs: "Summary" (selected) and "Edit". The main content area is a table with the following data:

Date	Activity	Submitted	Approved
Seat Checks			
01/07/2026	740570: 1: Rear-Facing Infant CSS Submitted: 1/14/2026	1	1
01/07/2026	740570: 2: Rear-Facing Convertible CSS Submitted: 1/14/2026 Reported 1 Approved 0	1	0

Enter CEU information and save

Logged In: Safe Kids

Activity **New Record**

Recert Cycle: CPST Recert Cycle 01/06/2026 - 01/05/2028

Activity Information

Please select a category from the "Activity Type" drop down list.

Activity Type*

- CEU - 6 Required
- 8a: In-person Session/Workshop(Category 1)
- 8b: Teleconferences(Category 3)
- 8c: Online/Web sessions(Category 4)
- 8d: Newsletters/Manuals/Journals(Category 5)

Community Education
Community Education

Activity **New Record**

Recert Cycle: CPST Recert Cycle 01/06/2026 - 01/05/2028

Activity Information

Please select a category from the "Activity Type" drop down list.

Activity Type* 8a: In-person Session/Workshop(Category 1)

Start Date* 01/05/2026 1/6/2026 - 1/15/2026

End Date 01/05/2026

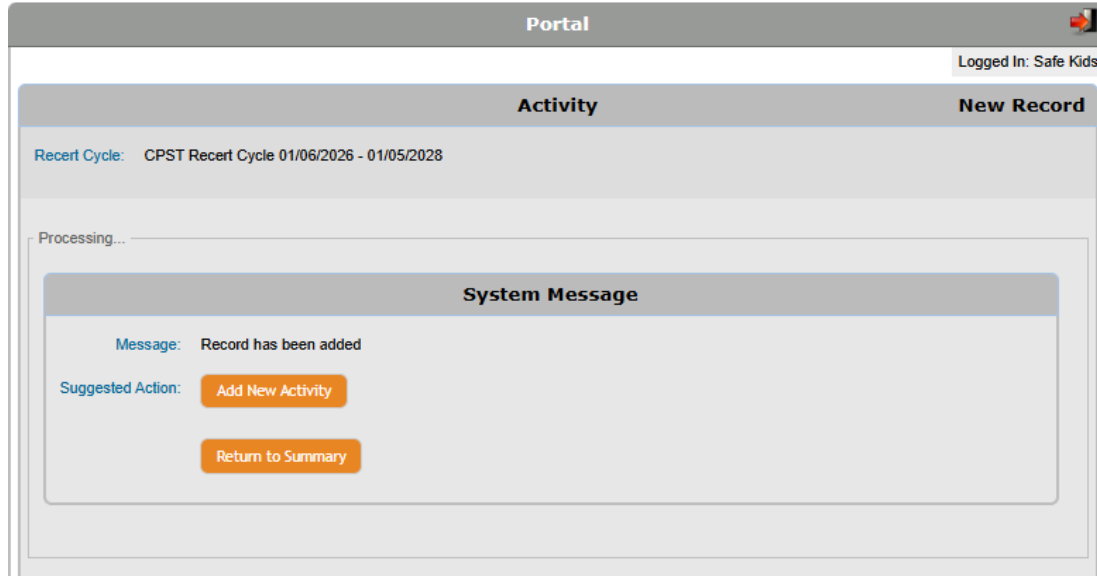
Event ID (if pre-approved) This is NOT the instructor 8456

Location of course and instructor name* Washington DC
Hazel Washington and Chris Issac

Hours* 3 Minimum: 1



Confirmation



The screenshot shows a web portal interface. At the top, a grey header bar contains the word "Portal" on the left and a small red and white icon on the right. Below the header, a grey bar displays "Activity" on the left and "New Record" on the right. In the top right corner of the main content area, it says "Logged In: Safe Kids". Below this, the text "Recent Cycle: CPST Recert Cycle 01/06/2026 - 01/05/2028" is visible. A "Processing..." indicator is shown above a "System Message" box. The message box has a grey header and contains the text "Message: Record has been added". Below the message, there are two orange buttons: "Add New Activity" and "Return to Summary".

Portal

Logged In: Safe Kids

Activity New Record

Recent Cycle: CPST Recert Cycle 01/06/2026 - 01/05/2028

Processing...

System Message

Message: Record has been added

Suggested Action: [Add New Activity](#)

[Return to Summary](#)



Need help?

CPST Certification Program

202-875-6330

cpscert@safekids.org

